

UTR [REDACTED]
NINO [REDACTED]
Employer reference [REDACTED]

Issue address 975

Date 06/04/2015

Ms Ruth Davidson

HM Revenue & Customs office address

Holyrood
Edinburgh Holyrood
Saughton House, Broomhouse
Road
Edinburgh
EH11 4UY

Ms Ruth Davidson

Telephone [REDACTED]

For Reference [REDACTED]

Your tax return

This notice requires you, by law, to make a return of your taxable income and capital gains, and any documents requested, for the year from 6 April 2014 to 5 April 2015.

Deadlines

We must receive your tax return by these dates:

- if you are using a **paper** return - by **31 October 2015** (or 3 months after the date of this notice if that's later), or
- if you are filing a return **online** - by **31 January 2016** (or 3 months after the date of this notice if that's later).

If your **return** is late you will be charged a **£100 penalty**.

If your return is more than 3 months late, you will be charged daily penalties of £10 a day.

If you **pay** late you will be charged interest and a late payment penalty.

Most people file online

File your tax return with HMRC's free online service. It is simple to use and secure. It even calculates your tax for you so you know what you owe or are owed right away.

Go directly to our official website by typing **www.gov.uk/file-your-self-assessment-tax-return** into your internet browser address bar.

Do not use a search website to find HMRC services online.

To file on paper, please fill in this form using the following rules:

- Enter your figures to the nearest pound - ignore the pence.
- Round down income and round up expenses and tax paid, it is to your benefit.
- If a box does not apply, please leave it blank - do not strike through empty boxes or write anything else.

Starting your tax return

Before you start to fill it in, look through your tax return to make sure there is a section for all your income and claims - you may need some separate supplementary pages (see page TR 2 and the Tax Return Guide). To get notes and helpsheets that will help you fill in this form, go to www.hmrc.gov.uk/selfassessmentforms

Your personal details

1 **Your date of birth** - it helps get your tax right
DD MM YYYY

[REDACTED]

2 **Your name and address** - if it is different from what is on the front of this form. Please write the correct details underneath the wrong ones, and put 'X' in the box

3 **Your phone number**

4 **Your National Insurance number** - leave blank if the correct number is shown above

What makes up your tax return

To make a **complete** return of your taxable income and gains for the year to 5 April 2015 you may need to complete some **separate supplementary pages**. Answer the following questions by putting 'X' in the 'Yes' or 'No' box.

1 Employment

Were you an employee, director, office holder or agency worker in the year to 5 April 2015? Please read the guide before answering.

Fill in a separate 'Employment' page for each employment, directorship, etc. On each 'Employment' page you complete, enter any other payments, expenses or benefits related to that employment. Say how many 'Employment' pages you are completing in the 'Number' box below.

Yes No Number

2 Self-employment

Did you work for yourself (on your 'own account' or in self-employment) in the year to 5 April 2015? (Answer 'Yes' if you were a 'Name' at Lloyd's.)

Fill in a separate 'Self-employment' page for each business. On each 'Self-employment' page you complete, enter any payments or expenses related to that business. Say how many businesses you had in the 'Number' box below.

Yes No Number

3 Partnership

Were you in partnership? Fill in a separate 'Partnership' page for each partnership you were a partner in and say how many partnerships you had in the 'Number' box below.

Yes No Number

4 UK property

Did you receive any income from UK property (including rents and other UK income from land you own or lease out)? Read the guide if you have furnished holiday lettings.

Yes No

5 Foreign

If you:

- were entitled to any foreign income, or income gains
 - have, or could have, received (directly or indirectly) income, or a capital payment or benefit from a person abroad as a result of any transfer of assets
 - want to claim relief for foreign tax paid
- read the guide to decide if you have to fill in the 'Foreign' pages. Do you need to fill in the 'Foreign' pages?

Yes No

6 Trusts etc

Did you receive, or are you treated as having received, income from a trust, settlement or the residue of a deceased person's estate? This does not include cash lump sums/transfer of assets, otherwise known as capital distributions, received under a will.

Yes No

7 Capital gains summary

If you sold or disposed of any assets (including, for example, stocks, shares, land and property, a business), or had any chargeable gains, read the guide to decide if you have to fill in the 'Capital gains summary' page. If you do, you must also provide separate computations.

Do you need to fill in the 'Capital gains summary' page **and** provide computations?

Yes No Computation(s) provided

8 Residence, remittance basis etc

Were you, for all or part of the year to 5 April 2015, one or more of the following - not resident or not domiciled in the UK and claiming the remittance basis or dual resident in the UK and another country?

Yes No

9 Additional information

Some less common kinds of income and tax reliefs, for example Married Couple's Allowance, Life insurance gains, Seafarer's Earnings Deduction and details of disclosed tax avoidance schemes, should be returned on the 'Additional information' pages enclosed in the tax return pack.

Do you need to fill in the 'Additional information' pages?

Yes No

If you need more pages

If you answered 'Yes' to any of questions 1 to 9, please check to see if **within this return**, there is a page dealing with that kind of income etc. If there is not, you will need separate supplementary pages. Do you need to get and fill in separate supplementary pages?





Yes No

If 'Yes', you can go to

www.hmrc.gov.uk/selfassessmentforms to download them, or phone **0300 200 3610** and ask us for the relevant pages.

Your tax adviser, if you have one


This section is optional. Please read the guide about authorising your tax adviser.

15 Your tax adviser's name 	17 The first line of their address including the postcode 
16 Their phone number 	18 The reference your adviser uses for you 

Any other information

19 Please give any other information in this space

This Tax Return cannot be filed online as it is an Excluded Case (Exclusion ID 2). Accordingly a paper return is being filed.



Signing your form and sending it back


Please fill in this section and sign and date the declaration at box 22.

<p>20 If this tax return contains provisional or estimated figures, put 'X' in the box</p> <input type="checkbox"/>	<p>23 If you have signed on behalf of someone else, enter the capacity. For example, executor, receiver</p> <input type="text"/> <input type="text"/>
<p>21 If you are enclosing separate supplementary pages, put 'X' in the box</p> <input checked="" type="checkbox"/>	<p>24 Enter the name of the person you have signed for</p> <input type="text"/> <input type="text"/>
<p>22 Declaration</p> <p>I declare that the information I have given on this tax return and any supplementary pages is correct and complete to the best of my knowledge and belief.</p> <p>I understand that I may have to pay financial penalties and face prosecution if I give false information.</p> <p>Signature</p> <input type="text"/>	<p>25 If you filled in boxes 23 and 24 enter your name</p> <input type="text" value="Ms Ruth Davidson"/> <input type="text"/>
<p>Date DD MM YYYY</p> <input type="text"/> <input type="text"/> <input type="text"/> <input type="text"/> <input type="text"/> <input type="text"/> <input type="text"/> <input type="text"/>	<p>26 and your address</p> <input type="text"/>

Your name

Ms Ruth Davidson

Your Unique Taxpayer Reference (UTR)



i To get notes and helpsheets that will help you fill in this form, go to www.hmrc.gov.uk/selfassessmentforms

Income from office
1 Payments from P60 (or P45 or payslips) - before tax was taken off

£ 5 2 2 2 3 . 0 0

2 Tax taken off box 1

£ 1 0 5 1 3 . 0 0

Benefits from your office
3 Accommodation, excluding the Edinburgh Accommodation Allowance and Overnight Accommodation outside Edinburgh

£ . 0 0

4 Office Cost Provision - non-capital items (for capital items read the notes)

£ 1 2 0 8 5 . 0 0

5 Other cash reimbursements

£ . 0 0

6 All other benefits

£ . 0 0

7 Balancing charges

£ . 0 0

Office expenses paid out by you
8 Office costs, secretarial, clerical and research assistance

£ 1 2 0 8 5 . 0 0

9 Other expenses and capital allowances

£ . 0 0

i **Employment lump sums, compensation and deductions** are on the 'Additional information' pages enclosed in the tax return pack.

Any other information

10 Please give any other information in this space

Blind person's surplus allowance and married couple's surplus allowance

Enter the amount of any surplus allowance transferred from your spouse or civil partner.

<p>12 Blind person's surplus allowance you can have</p> <p>£ <input type="text"/> <input type="text"/> <input type="text"/> <input type="text"/> <input type="text"/> <input type="text"/> <input type="text"/> <input type="text"/> <input type="text"/> <input type="text"/> . <input type="text"/> <input type="text"/> <input type="text"/></p>	<p>13 If you or your spouse or civil partner were born before 6 April 1935, the amount of married couple's surplus allowance you can have</p> <p>£ <input type="text"/> <input type="text"/> <input type="text"/> <input type="text"/> <input type="text"/> <input type="text"/> <input type="text"/> <input type="text"/> <input type="text"/> <input type="text"/> . <input type="text"/> <input type="text"/> <input type="text"/></p>
---	---

Adjustments to tax due

You may need to make an adjustment to increase or decrease your tax for 2014-15 because you are claiming averaging for farmers and creators of literary or artistic work, making certain adjustments to earlier years or carrying back to 2014-15 certain losses from 2015-16. If you need help in filling in these boxes, ask us or your tax adviser.

<p>14 Increase in tax due because of adjustments to an earlier year</p> <p>£ <input type="text"/> <input type="text"/> <input type="text"/> <input type="text"/> <input type="text"/> <input type="text"/> <input type="text"/> <input type="text"/> <input type="text"/> <input type="text"/> . <input type="text"/> <input type="text"/></p>	<p>15 Decrease in tax due because of adjustments to an earlier year</p> <p>£ <input type="text"/> <input type="text"/> <input type="text"/> <input type="text"/> <input type="text"/> <input type="text"/> <input type="text"/> <input type="text"/> <input type="text"/> <input type="text"/> . <input type="text"/> <input type="text"/></p> <p>16 Any 2015-16 repayment you are claiming now</p> <p>£ <input type="text"/> <input type="text"/> <input type="text"/> <input type="text"/> <input type="text"/> <input type="text"/> <input type="text"/> <input type="text"/> <input type="text"/> <input type="text"/> . <input type="text"/> <input type="text"/></p>
--	--

Any other information

17 Please give any other information in this space



Tax Calculation for 2014/15 (year ended 5 April 2015)

	£	£	£
Income received (before tax taken off)			
Pay from all employments	52,223		
plus benefits and expenses received	12,085		
minus allowable expenses	(12,085)		
Total from all employments		<u>52,223</u>	
Total income received			52,223
minus Personal Allowance			(10,000)
Total income on which tax is due			<u>42,223</u>
Income Tax calculated on total income above			
Pay, pensions, profit etc.	31,865	@ 20% =	6,373.00
	10,358	@ 40% =	4,143.20
Total income on which tax has been charged	<u>42,223</u>		
Income Tax charged			<u>10,516.20</u>
<i>minus</i> Tax deducted			
From all employments, UK pensions and state benefits		(10,513.00)	
Total tax deducted			(10,513.00)
Total Income Tax due			<u>3.20</u>
2014-15 Payment summary			
Reduced payment on account due 31 January 2015			<u>0.00</u>
Reduced payment on account due 31 July 2015			<u>0.00</u>
Tax owed for 2014-15 at 31 January 2016			3.20
Total amount owing at 31 January 2016			<u>3.20</u>
Calculation of payments on account for 2015-16			
A. Total Tax and Class 4 NIC due			3.20
Total above is less than £1000. No payment on account is due.			